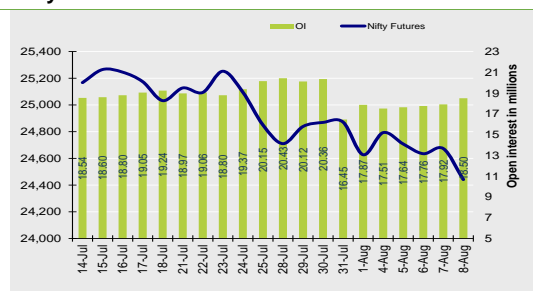


Nifty Snapshot

	Close	Prv Cl.	Ab chg	% chg
Spot	24,363.30	24,596.15	-232.85	-0.95
Futures	24,441.10	24,673.40	-232.30	-0.94
OI(ml shr)	18.50	17.92	0.59	3.28
Vol (lots)	86441	107785	-21344	-19.80
COC	77.80	77.25	0.55	0.7
PCR-OI	0.66	1.06	-0.41	-38.2

Nifty Futures Price v/s OI



Institutional Activity in previous trading session

(in Rs cr.)	Buy	Sell	Net
Index Futures	2285.10	4047.44	-1762.34
Index Options	863054.41	863202.82	-148.41
Stock Futures	18363.58	21088.96	-2725.38
Stock Options	20112.87	19758.56	354.31
FII Cash	17,682.11	15,749.30	1,932.81
DII Cash	16,682.09	8,958.43	7,723.66

Net FII Activity (in Rs cr.)

Date	Idx Fut	Stk Fut	Idx Opt	Cash
8-Aug	-1762.3	-2725.4	-148.4	1933
7-Aug	-1130.9	1240.5	3874.2	-4997
6-Aug	341.8	-1397.9	9416.0	-4999
5-Aug	-2249.2	-3273.6	6828.3	-22
4-Aug	204.4	3053.0	-679.0	-2567
1-Aug	-3820.7	-1836.0	-3593.7	-3366

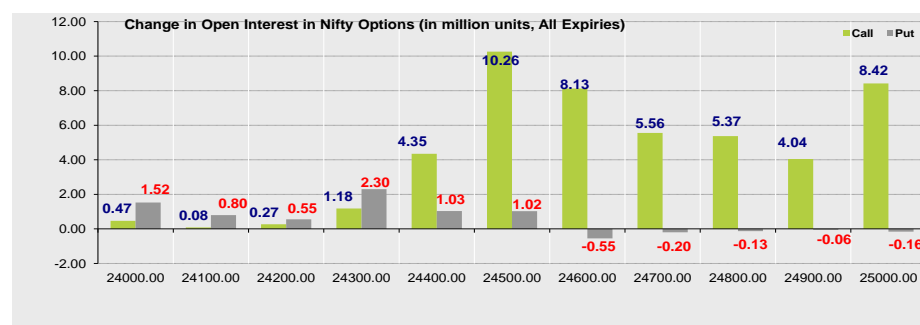
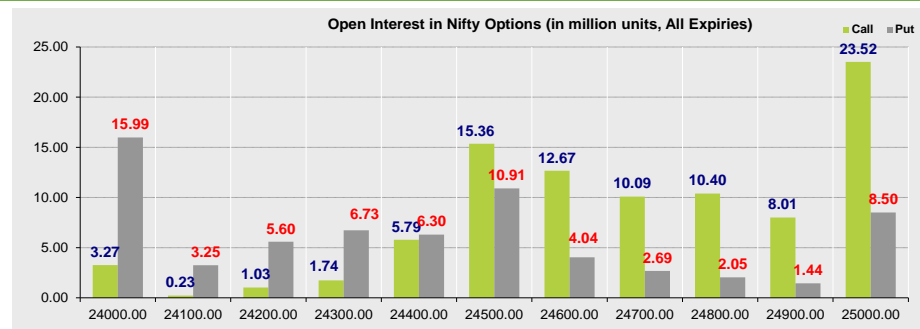
Technical Pivot (Intraday):

	S2	S1	PIVOT	R1	R2
NIFTY	24235	24340	24515	24620	24795
BANKNIFTY	54615	54890	55345	55620	56075

Summary

- Indian markets closed on a negative note where selling was mainly seen in IT, Auto, Pharma Sectors. Nifty Aug Futures closed at 24441.10 (down 232.30 points) at a premium of 77.80 pts to spot.
- FII's were net buyers in Cash to the tune of 1932.81 Cr and were net sellers in index futures to the tune of 1762.34 Cr.
- India VIX increased by 2.95% to close at 12.03 touching an intraday high of 12.20.

Open Interest in Nifty Options:



- The above second chart shows previous trading day's change in Nifty options where Additions in OI were seen in 24700, 24600, 24500, 24400 strike Calls and at 24000, 24100, 24200, 24300 strike Puts indicating market is likely to remain range bound in the near term.
- Highest OI build-up is seen at 25000 strike Calls and 24000 strike Puts, to the tune of 23.52mn and 15.99mn respectively.

Outlook on Nifty:

Index is likely to open on a flattish note today and is likely to remain range bound during the day.

(Price is in Rs; OI is in million units; Price chg and OI chg are in percentage) **NB RESEARCH**

Fresh Longs seen in:

Scrip	Price	Price chg	OI	OI Chg
IEX	138.3	3.1	47.1	5.3
GAIL	171.9	0.9	102.8	3.7
PIDILITIND	3076.9	0.7	3.9	1.1

Short Covering seen in:

Scrip	Price	Price chg	OI	OI Chg
LICI	916.5	3.3	6.3	-6.5
CONCOR	555.6	0.3	20.5	-4.2
TITAN	3465.9	1.1	9.9	-4.0

Fresh Shorts seen in:

Scrip	Price	Price chg	OI	OI Chg
KALYANKJIL	528.2	-10.7	22.1	17.8
PGEL	587.9	-20.5	7.7	16.2
BHARTIARTL	1866.6	-3.4	48.4	13.1

Long Unwinding seen in:

Scrip	Price	Price chg	OI	OI Chg
NUVAMA	6754.5	-3.2	0.1	-10.6
PPLPHARMA	190.8	-1.1	11.7	-9.3
GODREJCP	1185.3	-2.7	8.1	-9.3

NIFTY50 Options OI (CE OI = Resistance) (PE OI = Support)

Symbol	Highest CE OI	Highest PE OI	CMP
ADANIENT	2600	2700	2182
ADANIPTS	1400	1400	1328
APOLLOHOSP	7500	7000	7107
ASIANPAINT	2600	2400	2479
AXISBANK	1100	1060	1062
BAJAJ-AUTO	9000	8000	8234
BAJFINANCE	900	900	881
BAJAJFINSV	2000	1720	1922
BEL	400	390	384
BHARTIARTL	2000	1800	1867
CIPLA	1600	1340	1488
COALINDIA	400	370	376
DRREDDY	1300	1080	1210
EICHERMOT	5800	5800	5677
ETERNAL	320	300	301
GRASIM	2800	2700	2692
HCLTECH	1500	1500	1478
HDFCBANK	2000	2000	1983
HDFCLIFE	800	660	763
HEROMOTOCO	4600	4600	4612
HINDALCO	700	670	674
HINDUNILVR	2600	2400	2509
ICICIBANK	1500	1400	1431
ITC	420	410	415
INDUSINDBK	900	800	785

NIFTY50 Options OI (CE OI = Resistance) (PE OI = Support)

Symbol	Highest CE OI	Highest PE OI	CMP
INFY	1600	1400	1429
JSWSTEEL	1060	920	1051
JIOFIN	350	310	321
KOTAKBANK	2200	2000	1961
LT	3700	3600	3622
M&M	3400	3100	3157
MARUTI	13000	12000	12641
NTPC	340	340	336
NESTLEIND	1150	1050	1100
ONGC	235	235	234
POWERGRID	300	280	285
RELIANCE	1400	1400	1368
SBILIFE	1900	1800	1842
SHRIRAMFIN	700	620	612
SBIN	820	800	806
SUNPHARMA	1700	1500	1593
TCS	3200	3000	3047
TATACONSUM	1100	1000	1054
TATAMOTORS	700	600	635
TATASTEEL	180	140	159
TECHM	1600	1300	1485
TITAN	3500	3400	3466
TRENT	5500	5000	5339
ULTRACEMCO	12300	12000	12209
WIPRO	270	250	239

[illegible]

Derivative Recommendations:

Stock Name	Call (Buy/Sell)	Entry price	Targets	Stop Loss	Duration	Status
NIFTY (Long Straddle)	Buy	674	1100	500	Positional	Open
PAYTM (Bull Call spread)	Strategy	39	101	20	Positional	Open
UNOMINDA 1120CE	Buy	29.5	45	21	1-2 Days	Open
KAYNES Future	Sell	5888	5650	6000	1-2 Days	Open

FROM THE EQUITY DERIVATIVE DESK:

NIRAV HARISH CHHEDA
AVP - DERIVATIVES AND TECHNICAL RESEARCH
E-Mail: nirav.chheda@nirmalbang.com
Tel no: 6273-8199/8000

AMIT BHUPTANI
SNR.DERIVATIVES AND TECHNICAL RESEARCH ANALYST
E-Mail: amit.bhuptani@nirmalbang.com
Tel no: 6273-8242/8000

DISCLOSURES

Research Reports that are published by Nirmal Bang Securities Private Limited (hereinafter referred to as "NBSPL") are for private circulation only. NBSPL is a registered Research Analyst under SEBI (Research Analyst) Regulations, 2014 having Registration no. INH000001766. NBSPL is also a registered Stock Broker with National Stock Exchange of India Limited, BSE Limited, Metropolitan Stock Exchange of India Limited, Multi Commodity Exchange of India Limited, National Commodity and Derivative Exchange Limited and Indian Commodity Exchange Limited in cash and Equity and Commodities derivatives segments.

NBSPL has other business divisions with independent research teams separated by Chinese walls, and therefore may, at times, have different or contrary views on stocks and markets.

NBSPL or its associates have not been debarred / suspended by SEBI or any other regulatory authority for accessing / dealing in securities Market. NBSPL, its associates or analyst or his relatives do not hold any financial interest (Except Investment) in the subject company. NBSPL or its associates or Analyst do not have any conflict or material conflict of interest at the time of publication of the research report with the subject company. NBSPL or its associates or Analyst or his relatives may or may not hold beneficial ownership of 1% or more in the subject company at the end of the month immediately preceding the date of publication of this research report.

NBSPL or its associates / analyst has not received any compensation / managed or co-managed public offering of securities of the company covered by Analyst during the past twelve months. NBSPL or its associates have not received any compensation or other benefits from the company covered by Analyst or third party in connection with the research report. Analyst has not served as an officer, director or employee of Subject Company. NBSPL / analyst has not been engaged in market making activity of the subject company.

Analyst Certification: The research analysts and authors of these reports, hereby certify that the views expressed in this research report accurately reflects my/our personal views about the subject securities, issuers, products, sectors or industries. It is also certified that no part of the compensation of the analyst(s) was, is, or will be directly or indirectly related to the inclusion of specific recommendations or views in this research. The analyst(s) principally responsible for the preparation of this research report and has taken reasonable care to achieve and maintain independence and objectivity in making any recommendations.

DISCLAIMER

This report is for the personal information of the authorized recipient and does not construe to be any investment, legal or taxation advice to you. NBSPL is not soliciting any action based upon it. Nothing in this research shall be construed as a solicitation to buy or sell any security or product, or to engage in or refrain from engaging in any such transaction. In preparing this research, we did not take into account the investment objectives, financial situation and particular needs of the reader.

This research has been prepared for the general use of the clients of NBSPL and must not be copied, either in whole or in part, or distributed or redistributed to any other person in any form. If you are not the intended recipient you must not use or disclose the information in this research in any way. Though disseminated to all the customers simultaneously, not all customers may receive this report at the same time. NBSPL will not treat recipients as customers by virtue of their receiving this report. This report is not directed or intended for distribution to or use by any person or entity resident in a state, country or any jurisdiction, where such distribution, publication, availability or use would be contrary to law, regulation or which would subject NBSPL & its group companies to registration or licensing requirements within such jurisdictions.

The report is based on the information obtained from sources believed to be reliable, but we do not make any representation or warranty that it is accurate, complete or up-to-date and it should not be relied upon as such. We accept no obligation to correct or update the information or opinions in it. NBSPL or any of its affiliates or employees shall not be in any way responsible for any loss or damage that may arise to any person from any inadvertent error in the information contained in this report. NBSPL or any of its affiliates or employees do not provide, at any time, any express or implied warranty of any kind, regarding any matter pertaining to this report, including without limitation the implied warranties of merchantability, fitness for a particular purpose, and non-infringement. The recipients of this report should rely on their own investigations.

This information is subject to change without any prior notice. NBSPL reserves its absolute discretion and right to make or refrain from making modifications and alterations to this statement from time to time. Nevertheless, NBSPL is committed to providing independent and transparent recommendations to its clients, and would be happy to provide information in response to specific client queries.

Before making an investment decision on the basis of this research, the reader needs to consider, with or without the assistance of an adviser, whether the advice is appropriate in light of their particular investment needs, objectives and financial circumstances. There are risks involved in securities trading. The price of securities can and does fluctuate, and an individual security may even become valueless. International investors are reminded of the additional risks inherent in international investments, such as currency fluctuations and international stock market or economic conditions, which may adversely affect the value of the investment. Opinions expressed are subject to change without any notice. Neither the company nor the director or the employees of NBSPL accept any liability whatsoever for any direct, indirect, consequential or other loss arising from any use of this research and/or further communication in relation to this research. Here it may be noted that neither NBSPL, nor its directors, employees, agents or representatives shall be liable for any damages whether direct or indirect, incidental, special or consequential including lost revenue or lost profit that may arise from or in connection with the use of the information contained in this report.

Copyright of this document vests exclusively with NBSPL. Our reports are also available on our website www.nirmalbang.com